



Wide Input Voltage Range 15 Watt Dc-Dc Converter



FEATURES:

- 4:1 Wide Input Voltage.
- 15 Watt Package.
- Efficiency To 80%
- PI Input Filter.
- 1500Vdc Isolation
- MTBF:>1,500,000 hrs
- Operating Temperature:-40°C TO +85°C



Specifications typical at TA=25°C, nominal input voltage and rated output current unless otherwise specified

Part Number	Input Voltage	Output Voltage	Output Current	Efficiency
	Vdc	Vdc	mA	%TYP
87DS-24S05RNL	9-36	5	3000	80
87DS-24S12RNL	9-36	12	1250	82
87DS-24S15RNL	9-36	15	1000	82
87DS-24D05RNL	9-36	±5	±1500	80
87DS-24D12RNL	9-36	±12	±625	82
87DS-24D15RNL	9-36	±15	±500	82
87DS-48S05RNL	18-75	5	3000	80
87DS-48S12RNL	18-75	12	1250	82
87DS-48S15RNL	18-75	15	1000	82
87DS-48D05RNL	18-75	±5	±1500	80
87DS-48D12RNL	18-75	±12	±625	82
87DS-48D15RNL	18-75	±15	±500	82

Input Specifications

Parameters	Conditions	Min	Typ	Max	Units
Voltage Types				4:1	
Filter	Capacitor				

Output Specifications

Parameters	Conditions	Min	Typ	Max	Units
Voltage Tolerance				±2	%
Short Circuit Protection	Continuous				
Line Regulation	HL-LL			±1.0	%
Load Regulation	SINGLE(FL-NL)			±1.0	%
Load Regulation	DUAL(FL-NL)			±5	%
Ripple & Noise	BW=DC To 20MHz			100	mVp-p
Load Regulation	DUAL(FL-1/2FL)			±1	%
Transient response setting time	50% load step change		350		us

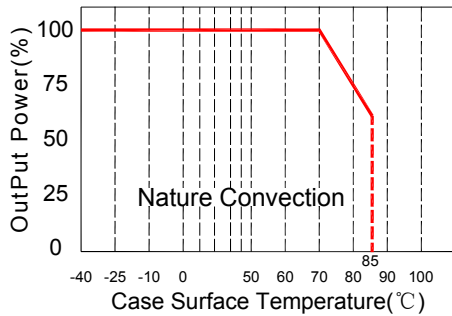
General Specifications

Parameters	Conditions	Min	Typ	Max	Units
Isolation Resistance	500Vdc	1000			MΩ
Switingfrequency			300		KHz
Operating Temperature		-40		85	°C
Humidity	Non Condensing			95	%
Cooling	Free air Convection				
Case material	Black Coated Copper With Non-Conductive Base				
Weight			110		g
Dimensions			50.8x40.6x13.2		mm

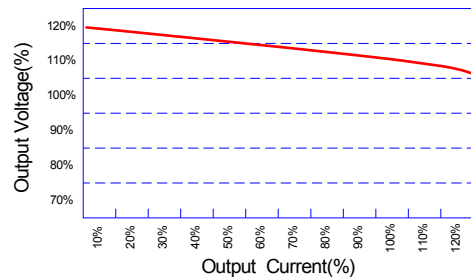


Wide Input Voltage Range 15 Watt Dc-Dc Converter

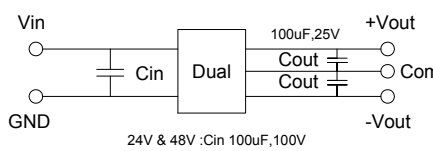
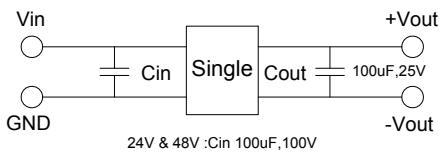
Temperature Derating Graph



Tolerance Envelope Graph



Recommended Test Circuit

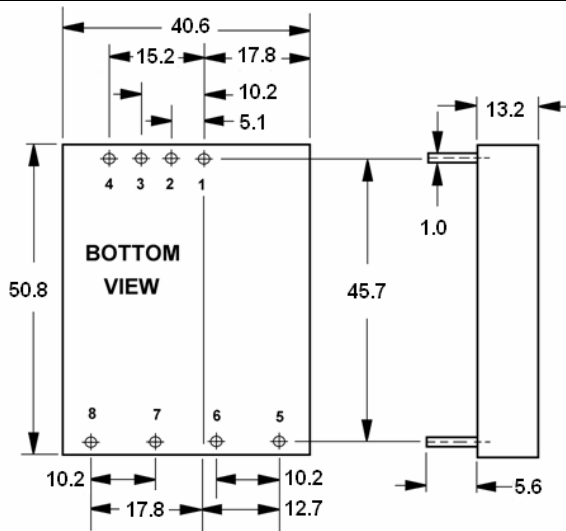


Part Number

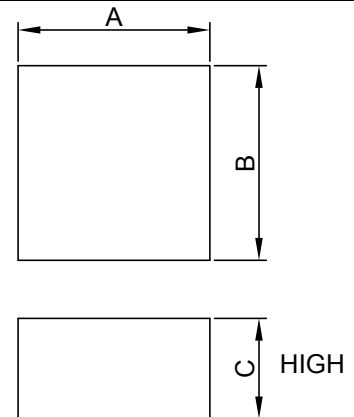
87DS - 24 S 05 R NL
A B C D E F

- A:Series
- B:Input Voltage
- C:Single(S)Dual(D)
- D:Output Voltage
- E:Regulated(R)
- F:RoHS Version

Markings and dimensions



Packaging



Size(mm)		
A	B	C
51.50	52.30	27.00

UNIT: mm Unless otherwise specified, all tolerances are ±0.25

PIN Connection

PIN	1	2	3	4	5	6	7	8
SINGLE	+Vin	-Vin	NC	Ctrl	NO PIN	+Vout	COM	Trim
DUAL	+Vin	-Vin	NC	Ctrl	+Vout	COM	-Vout	Trim